

Cycle A • Beginners • Shm'alyack

Student Support Materials

UNIT 8

Types of Clothing



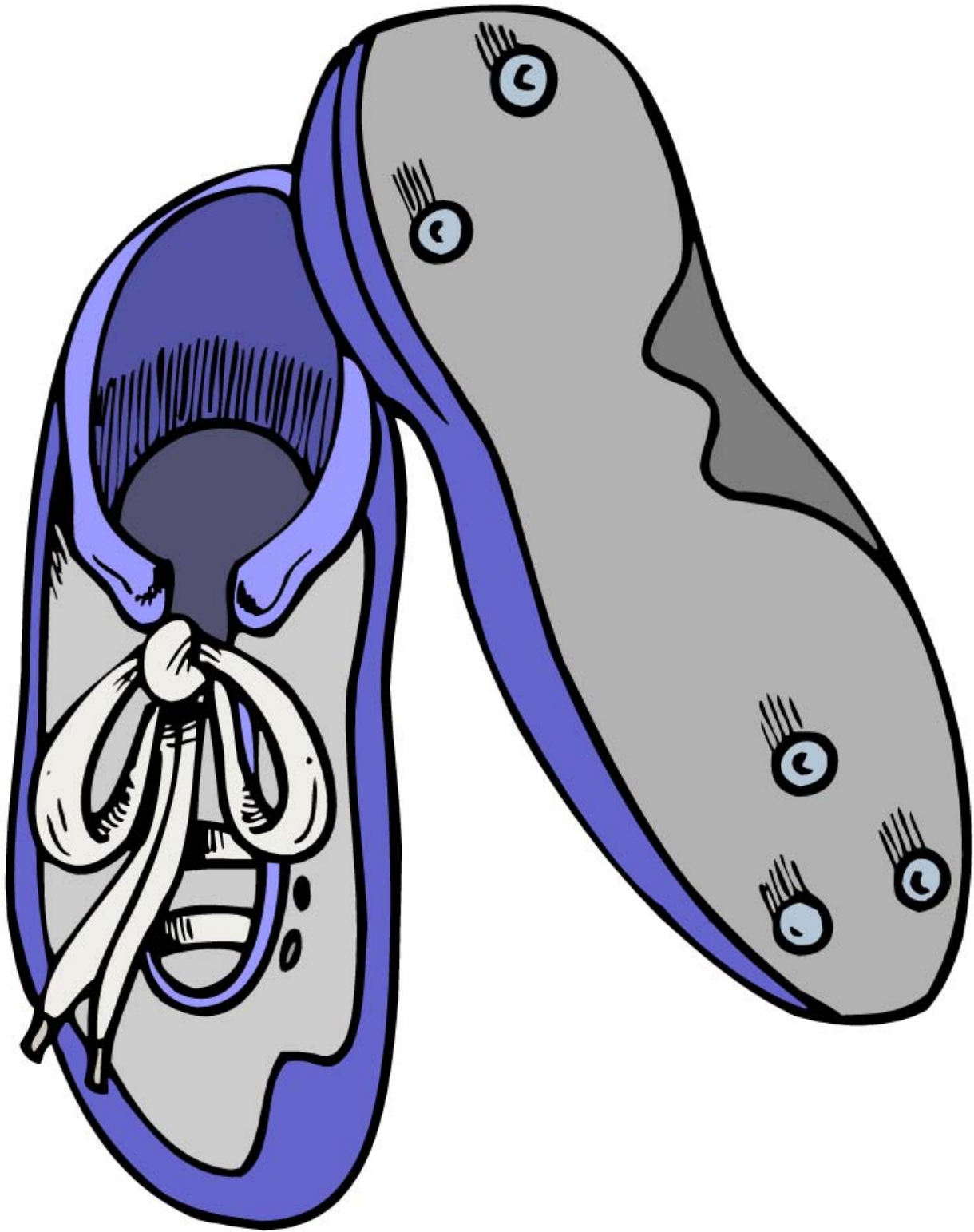
Sealaska Heritage Institute

Vocabulary Pictures


hoaya (clothing)



'dsoacksh (shoes)



bilaaan (belt)




ggaid (hat)



na'ack (dress)




golsh (scarf)



'balt (mittens/gloves)



'yootishg (neck tie)



kshlushg (shirt)




gooda'ats (coat)



gooda'atsh shgyen (raincoat)






munhakwhla (shoelace)


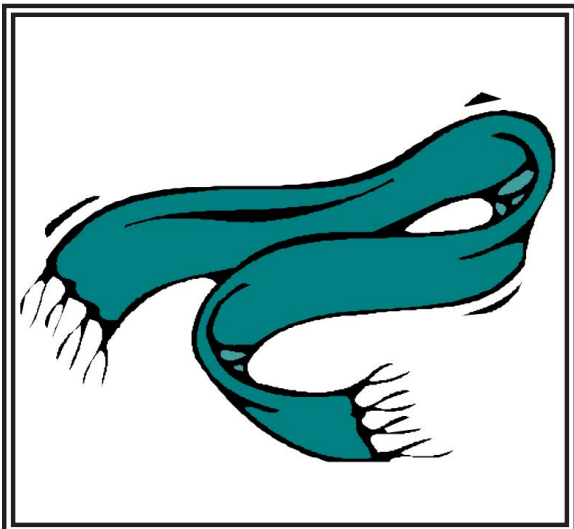
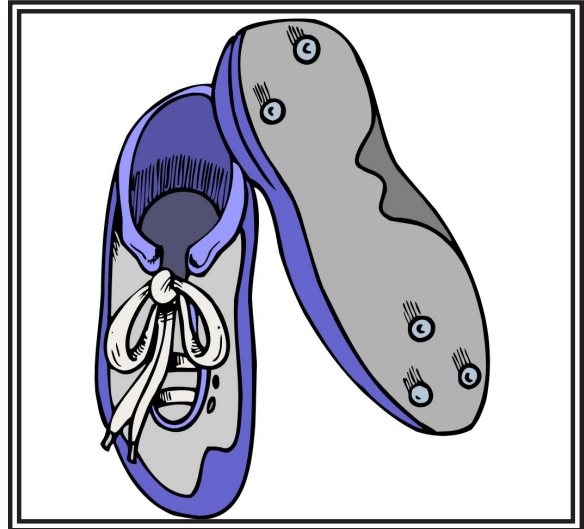




Basic Listening

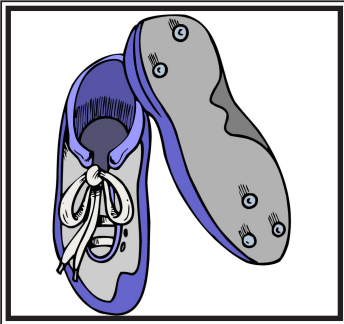
Have the students cut out the vocabulary pictures; say the words and they show the pictures.




Have the students cut out the vocabulary pictures; say the words and they show the pictures.




Say the vocabulary words; the students write the numbers under the pictures.
 1. hoaya, 2. 'dsoacksh, 3. bilaan, 4. ggaid, 5. na'ack, 6. golksh, 7. 'balt, 8. 'yootishg
 9. kshlushg, 10. gooda'ats, 11. gooda'atm shgyen, 12. munhakwhla
















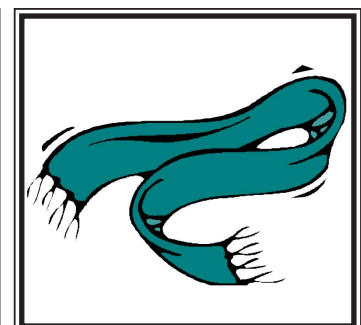












Basic Reading

Sight Recognition

hoaya

'dsoacksh

bi/aan

ggaid

na'ack

golksn

‘balt

‘yootishg

kshushg

gooda'ats

gooda'atasm shgyen

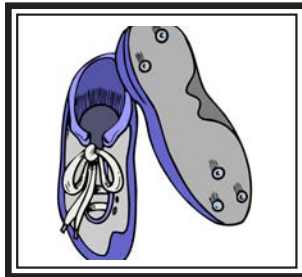

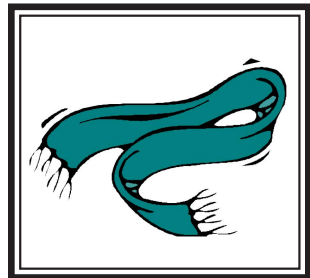



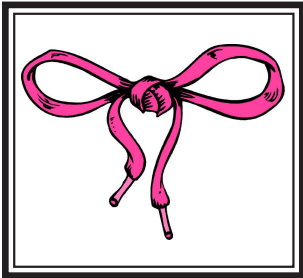
60

munhakwla

Have the students find this unit's vocabulary words in the word find. They should circle the words or highlight them. You can project the word find onto the board and have the students draw configurations around the words. Turn off the overhead, showing only the word configurations on the board. The students then identify the words by their configurations.

rwerfdíxángooda'atsgiiobje;rongaeojgweigni;fW;lOw-
jdarlgmww'fbmerpodíistlak'áanggaidgiilaermorcaneg-
glejberlgnaedíistláayrgelrersdxyádjfblwergmnodlwl-
ertrlwrgoweniqliur'yootishgvikt'árdfrwergeereropro-
posalsrlijergljerglaeqavvikrlergk'ulaererliaerierlije4t4-
ooijduqvidíixyáaytuqqrgojdrgflmxc.mbcvdirerlg-
jaeridrhiadrfrhialuktuqhoayadíikajoirnglts'áerlgdfoi-
jerlmdrgoinwegljdrolaergoerjinauraqgljrgoljergoer-
goljdrgojerjijiilmvoewrak'áasouweknbojw't'áerljmqani-
tuqgnaldbJjijiiarbleraanansgladrglwengdbfletgljrkgoi-
vvaqturvikqak'uetaktukst'áljwe'dsoackshrlmvjiju-
ustaliqvvatublatjobnaegoarndíistláayferhgalmadohert-
nerobjepiipiq;ronimunhakwhlautuiyiqwjwwjanlikuq-
wojwgjwjwgpjwpgjdíixyáaywpjgjrgerdíik'ulúu-
jerpjgággjepggk'ápojwrgpdíibi/aank'ulúuptaktuk-
tuqerhehehthrrrtjrjrrjeiniqpakethrthjwdíigyúu56na'ac
kk6ioyfhhj,yyuryulrwwsinigvikpopwbdíist'áaympswp-
t'áwpsapwspwqdíikajpgppggooda'atsmshgyenxánk'á-
nanhqfolxyák'ángalallldíxdk'ágyúkiouldíikúnlu-
nakgolks'h'ádíigyúujwt'áerljmqanialaololsheeji-
weigni;fW;lrousmergojdfbmerjijuutmdfojakúrm'balt-
naunratoravinngaqmaurluqglejberlnasheejiioeergel-
eraniksivdíist'áaychaqliqtuqmsdfgfheewqergcuyt'sha-
hahnurluqqwofhgqoexploradíikúnyut'áqqdíxángiiaqn-
odlw3luunaaqtuqerlwrgowerglnerlunak'ádíigyksh-
lushgúushahanherlerglaererits'ángal'qeqeecosysniri-
navikteaqiqauruqklaqmsdrgflmxánt'a k'áh g-
jaeridrhit'áadrdíit'áalaerlgdfoijerlmitiriaqpndíisfna'ksl-

Have the students cut out the words and attach them to their pictures.



hoaya

'dsoacksh

bilaan

ggaid

na'ack

golksh

'balt

'yootishg

kshlushg

gooda'ats


gooda'atm
shgyen

munhakwhla

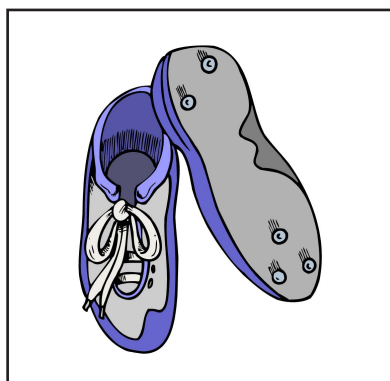
Have the students circle the word for each picture.



hoaya
'dsoacksh
bilaan
ggaid
na'ack
golksh
'balt
'yootishg
kshlushg
gooda'ats
gooda'atm
shgyen
munhakwhla



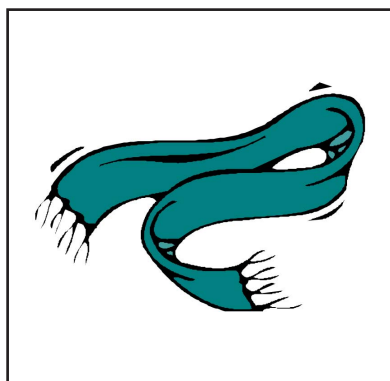
hoaya
'dsoacksh
bilaan
ggaid
na'ack
golksh
'balt
'yootishg
kshlushg
gooda'ats
gooda'atm
shgyen
munhakwhla



hoaya
'dsoacksh
bilaan
ggaid
na'ack
golksh
'balt
'yootishg
kshlushg
gooda'ats
gooda'atm
shgyen
munhakwhla



hoaya
'dsoacksh
bilaan
ggaid
na'ack
golksh
'balt
'yootishg
kshlushg
gooda'ats
gooda'atm
shgyen
munhakwhla




hoaya
'dsoacksh
bilaan
ggaid
na'ack
golksh
'balt
'yootishg
kshlushg
gooda'ats
gooda'atm
shgyen
munhakwhla




hoaya
'dsoacksh
bilaan
ggaid
na'ack
golksh
'balt
'yootishg
kshlushg
gooda'ats
gooda'atm
shgyen
munhakwhla

Have the students circle the word for each picture.




hoaya
'dsoacksh
bilaan
ggaid
na'ack
golksh
'balt
'yootishg
kshlushg
gooda'ats
gooda'atm
shgyen
munhakwhla



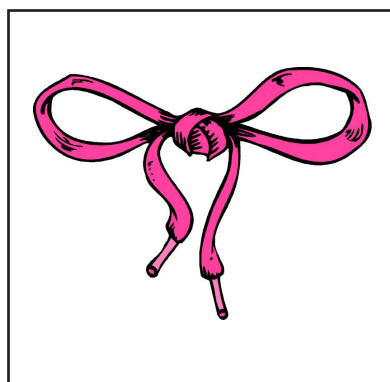
hoaya
'dsoacksh
bilaan
ggaid
na'ack
golksh
'balt
'yootishg
kshlushg
gooda'ats
gooda'atm
shgyen
munhakwhla




hoaya
'dsoacksh
bilaan
ggaid
na'ack
golksh
'balt
'yootishg
kshlushg
gooda'ats
gooda'atm
shgyen
munhakwhla



hoaya
'dsoacksh
bilaan
ggaid
na'ack
golksh
'balt
'yootishg
kshlushg
gooda'ats
gooda'atm
shgyen
munhakwhla



hoaya
'dsoacksh
bilaan
ggaid
na'ack
golksh
'balt
'yootishg
kshlushg
gooda'ats
gooda'atm
shgyen
munhakwhla



hoaya
'dsoacksh
bilaan
ggaid
na'ack
golksh
'balt
'yootishg
kshlushg
gooda'ats
gooda'atm
shgyen
munhakwhla

Have the students cut out the words. Show the vocabulary pictures and the students should show you the words for them.

hoaya

‘dsoacksh

bilan

ggaid

na’ack

golksh

‘balt

‘yootishg

kshlushg

gooda’ats

***gooda’at*sm shgyen**

munhakwhla

Basic Reading

Encoding

Have the students cut out the word parts and glue them into the words.

h___ya

'dso_____h

_____aan

g___d

n_____ck

gol_____

'_____t

'yo_____g

_____ushg

good_____

gooda_____gyen

_____kwhla

acks

ksh

otish

munha

a'ats

'atasm sh

oa

kshl

bal

bi/

a'a

gai

Have the students cut out the word halves and glue them together.

hoa

aan

'dsoa

lt

bi/

ack

gga

ishg

na'

a'ats

gol

ushg

'ba

cksh

'yoot

sm shgyen

kshl

ya

good

kwhla

gooda'at

ksh

munha

id

Have the students cut out the letters and spell the word for the picture.



o s h o
g t y i

Basic Writing

Have the students complete the words by writing the missing parts.

h_____ya

'dso_____h

_____aan

g_____d

n_____ck

gol_____

'_____t

'yo_____g

_____ushg

good_____

gooda_____gyen

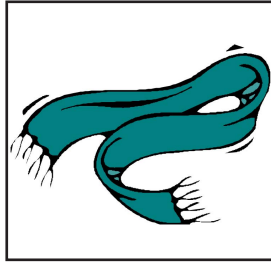
_____kwhla

Have the students write the words for the pictures.







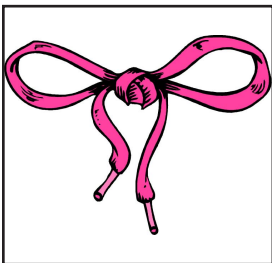


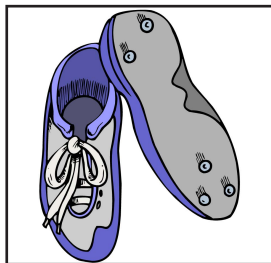

















Dialog Activity Page

Have the students cut out the words below. Tell them which word(s) to put in the spaces in the dialog. Read the dialog with the students in choral, group, and individual forms. Change the word(s) after each round.

a. Ahl shu _____ gwee?

b. Oa, shu _____
gwa'a.

a. Aam wila dsabt.

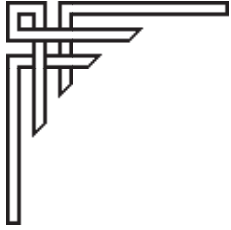
b. 'Doyckshn.

hoaya 'dsoacksh bilaan ggaid

na'ack golksh 'balt 'yootishg

kshlushg gooda'ats gooda'atasm munhakwhla
shgyen

Unit Assessment



Tsimshian Language Program

Unit Assessment Teacher's Notes

Cycle A Beginners Grade 9-11

Grade _____

Unit 8

Theme: Types of Clothing

Date: _____



Provide each student with a copy of the **students' pages**. Read the following questions; the students answer the questions on their copies of the assessment.

Basic Listening

“Turn to page 1 in your test. Look at the pictures in the boxes.”

1. “Write the number 1 on top of the picture of **hoaya**.”
2. “Write the number 2 on top of the picture of **'dsoacksh**.”
3. “Write the number 3 on top of the picture of **bi/aan**.”
4. “Write the number 4 on top of the picture of **ggaid**.”
5. “Write the number 5 on top of the picture of **na'ack**.”
6. “Write the number 6 on top of the picture of **golksh**.”
7. “Write the number 7 on top of the picture of **'balt**.”
8. “Write the number 8 on top of the picture of **'yootishg**.”
9. “Write the number 9 on top of the picture of **kshlushg**.”
10. “Write the number 10 on top of the picture of **gooda'ats**.”
11. “Write the number 11 on top of the picture of **gooda'atasm shgyen**.”
12. “Write the number 12 on top of the picture of **munhakwhla**.”

Sight Recognition

“Turn to page 3 in your test.”

“Look at the pictures in the boxes. Circle the word for each picture.”

Decoding/Encoding

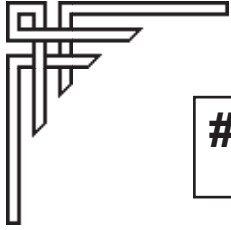
“Turn to page 5 in your test.”

“Look at the word parts in the boxes. Circle the other half or part of each word.”

Basic Writing

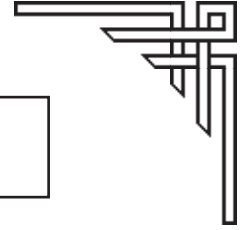
“Turn to page 7 in your test.”

“Look at the pictures in the boxes. Write the word for each picture.”



Correct:

% Correct:



Unit Assessment

Student Pages

Cycle A Beginners Grade 9-11

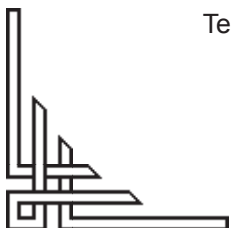
Unit 8

Theme: Types of Clothing

Date: _____

Student's Name: _____

Grade: _____



Teacher: To get a percentage for this student's assessment:

divide the total number of questions correct by the total number of questions; multiply this answer by 100 to determine the percentage of questions answered correctly.




[Empty box]




[Empty box]

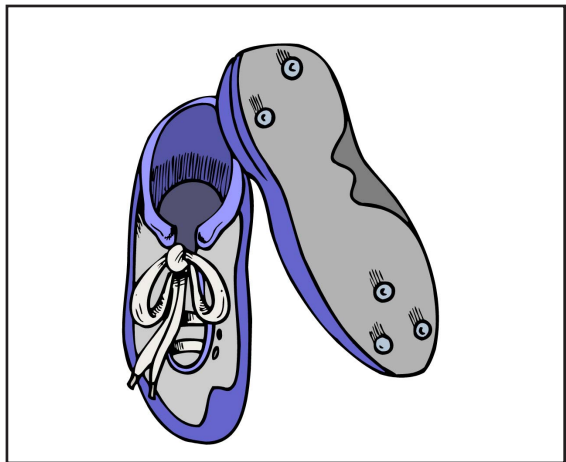
[Empty box]




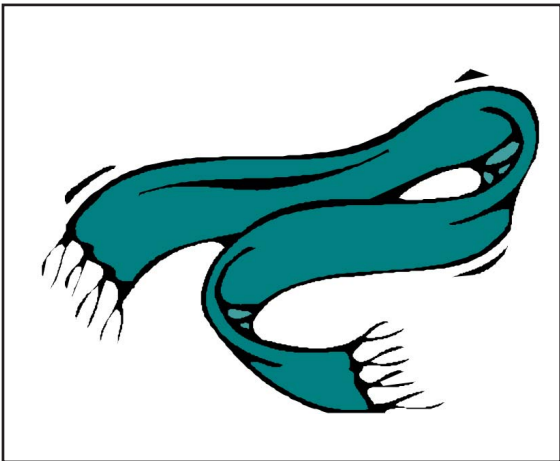
[Empty box]




[Empty box]




[Empty box]



Blank label box




Blank label box




Blank label box



Blank label box



Blank label box




Blank label box

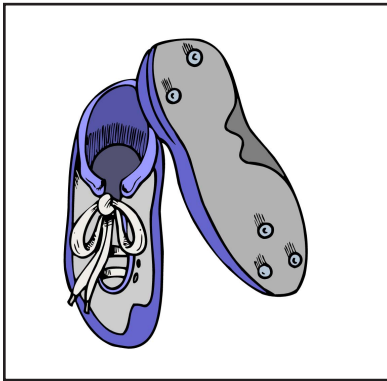





hoaya
 'dsoacksh
 bilaan
 ggaid
 na'ack
 golksh
 'balt
 'yootishg
 kshlushg
 gooda'ats
 gooda'atm
 shgyen
 munhakwhla



hoaya
 'dsoacksh
 bilaan
 ggaid
 na'ack
 golksh
 'balt
 'yootishg
 kshlushg
 gooda'ats
 gooda'atm
 shgyen
 munhakwhla



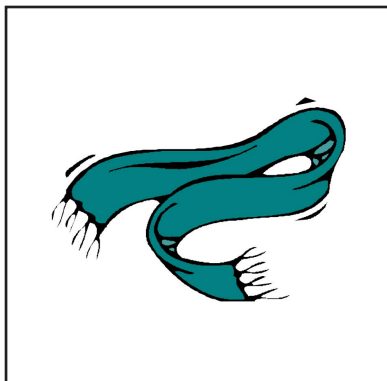
hoaya
 'dsoacksh
 bilaan
 ggaid
 na'ack
 golksh
 'balt
 'yootishg
 kshlushg
 gooda'ats
 gooda'atm
 shgyen
 munhakwhla



hoaya
 'dsoacksh
 bilaan
 ggaid
 na'ack
 golksh
 'balt
 'yootishg
 kshlushg
 gooda'ats
 gooda'atm
 shgyen
 munhakwhla




hoaya
 'dsoacksh
 bilaan
 ggaid
 na'ack
 golksh
 'balt
 'yootishg
 kshlushg
 gooda'ats
 gooda'atm
 shgyen
 munhakwhla




hoaya
 'dsoacksh
 bilaan
 ggaid
 na'ack
 golksh
 'balt
 'yootishg
 kshlushg
 gooda'ats
 gooda'atm
 shgyen
 munhakwhla




hoaya
 'dsoacksh
 bilaan
 ggaid
 na'ack
 golksh
 'balt
 'yootishg
 kshlushg
 gooda'ats
 gooda'atsm
 shgyen
 munhakwhla



hoaya
 'dsoacksh
 bilaan
 ggaid
 na'ack
 golksh
 'balt
 'yootishg
 kshlushg
 gooda'ats
 gooda'atsm
 shgyen
 munhakwhla



hoaya
 'dsoacksh
 bilaan
 ggaid
 na'ack
 golksh
 'balt
 'yootishg
 kshlushg
 gooda'ats
 gooda'atsm
 shgyen
 munhakwhla



hoaya
 'dsoacksh
 bilaan
 ggaid
 na'ack
 golksh
 'balt
 'yootishg
 kshlushg
 gooda'ats
 gooda'atsm
 shgyen
 munhakwhla



hoaya
 'dsoacksh
 bilaan
 ggaid
 na'ack
 golksh
 'balt
 'yootishg
 kshlushg
 gooda'ats
 gooda'atsm
 shgyen
 munhakwhla



hoaya
 'dsoacksh
 bilaan
 ggaid
 na'ack
 golksh
 'balt
 'yootishg
 kshlushg
 gooda'ats
 gooda'atsm
 shgyen
 munhakwhla

na'

aya
acksh
aan
aid
ack
ksh
It
tishg
ushg
da'ats
a'atsm
shgyen
akwhla

munh

aya
acksh
aan
aid
ack
ksh
It
tishg
ushg
da'ats
a'atsm
shgyen
akwhla

bi/

aya
acksh
aan
aid
ack
ksh
It
tishg
ushg
da'ats
a'atsm
shgyen
akwhla

goo

aya
acksh
aan
aid
ack
ksh
It
tishg
ushg
da'ats
a'atsm
shgyen
akwhla

'ba

aya
acksh
aan
aid
ack
ksh
It
tishg
ushg
da'ats
a'atsm
shgyen
akwhla

'dso

aya
acksh
aan
aid
ack
ksh
It
tishg
ushg
da'ats
a'atsm
shgyen
akwhla

'yoo

aya
acksh
aan
aid
ack
ksh
It
tishg
ushg
da'ats
a'atsm
shgyen
akwhla

gg

aya
acksh
aan
aid
ack
ksh
It
tishg
ushg
da'ats
a'atsm
shgyen
akwhla

ho

aya
acksh
aan
aid
ack
ksh
It
tishg
ushg
da'ats
a'atsm
shgyen
akwhla

good



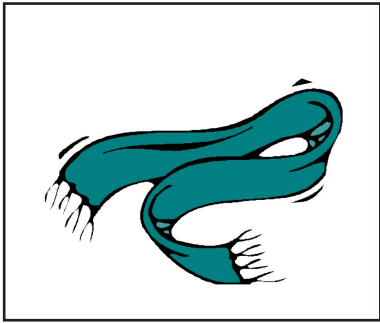
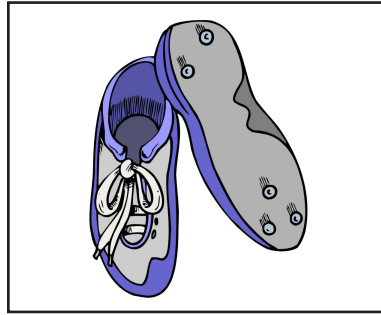

aya
acksh
aan
aid
ack
ksh
It
tishg
ushg
da'ats
a'atsm
shgyen
akwhla

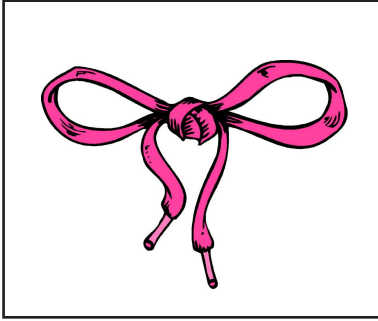
gol

aya
acksh
aan
aid
ack
ksh
It
tishg
ushg
da'ats
a'atsm
shgyen
akwhla


kshl

aya
acksh
aan
aid
ack
ksh
It
tishg
ushg
da'ats
a'atsm
shgyen
akwhla






Blank rectangular box for labeling the ribbon.



Blank rectangular box for labeling the t-shirt.



Blank rectangular box for labeling the mittens.



Blank rectangular box for labeling the cardigan.



Blank rectangular box for labeling the jacket.



Blank rectangular box for labeling the dress.