

Cycle A • Beginners • Shm'algyack

Student Support Materials

UNIT 3


Types of Foods




Sealaska Heritage Institute

Vocabulary Pictures

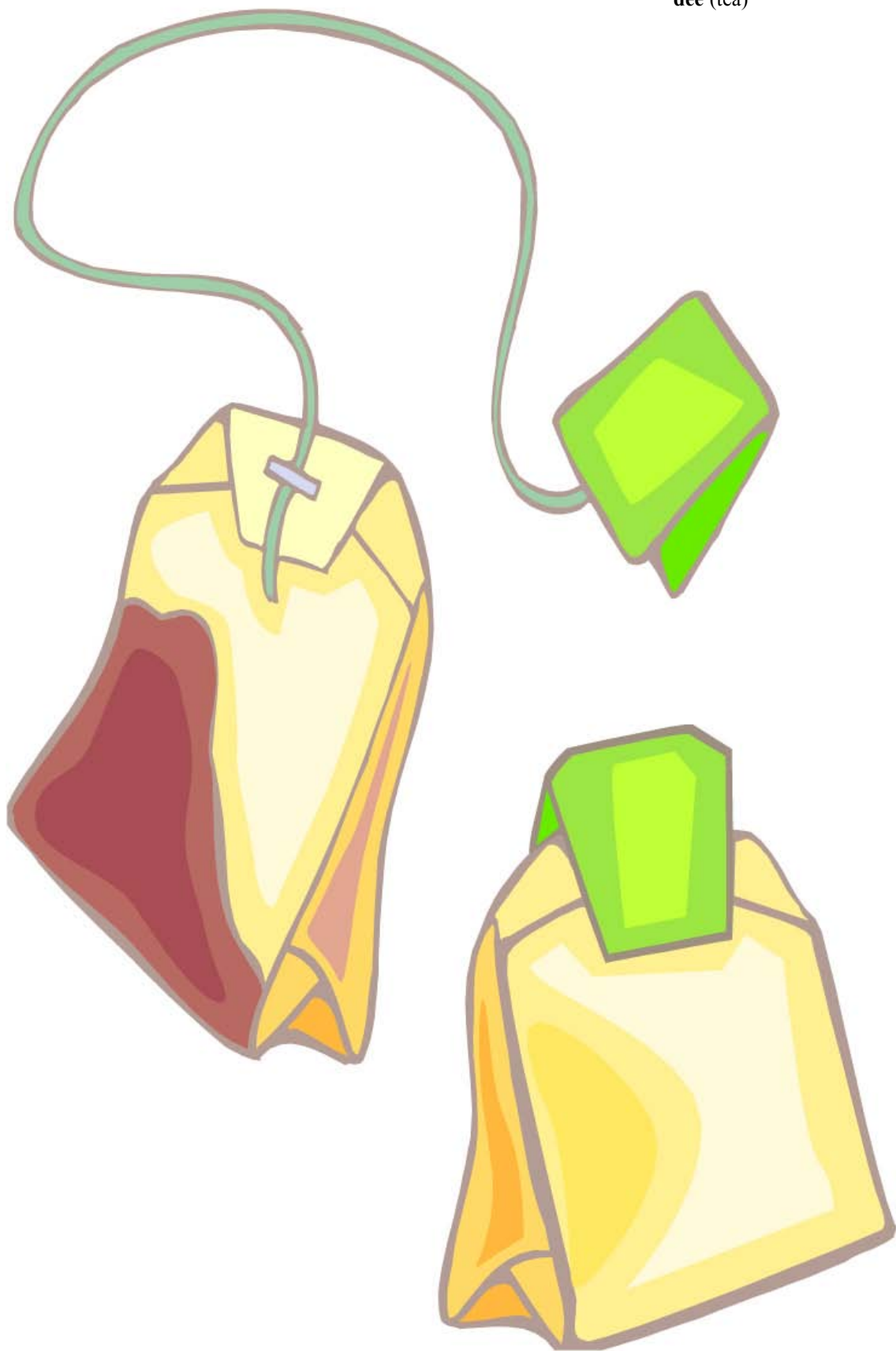
aksh (water)




hoan (salmon/fish)



dee (tea)



anaay (bread)




shgoosheed (potato)



'kawtsi (ooligan grease)




maay (berry/fruit)



shamee (meat)



galot (carrot)



‘gwilamacksh (Hudson Bay tea)





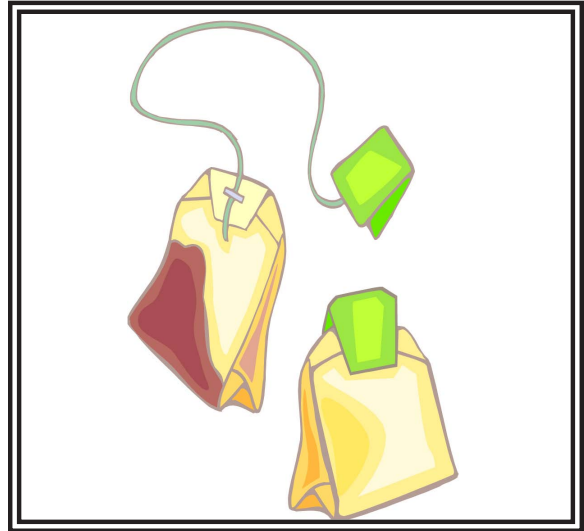

meeyoob (*rice*)










Basic Listening

Have the students cut out the vocabulary pictures; say the words and they show the pictures.




Have the students cut out the vocabulary pictures; say the words and they show the pictures.




Say the vocabulary words; the students write the numbers under the pictures.
 1. aksh, 2. hoan, 3. dee, 4. anaay, 5. shgoosheed, 6. 'kawtsi, 7. maay, 8. shamee
 9. galot, 10. 'gwilamacksh, 11. meeyoob, 12. guunkshm hoan















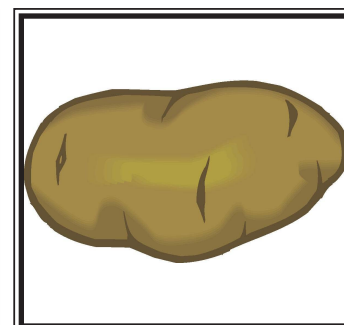


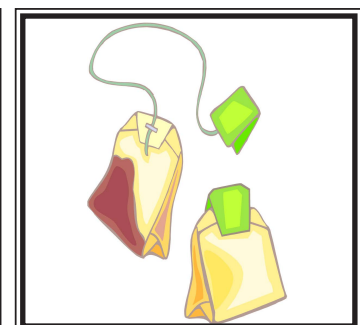












Basic Reading

Sight Recognition

aksh

hoan

57

dee

anay

shg00sheed

58

‘kavtsi

maay

shamee
59

galot

‘gwilamacksh

meeyoob




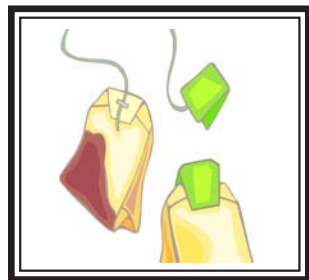

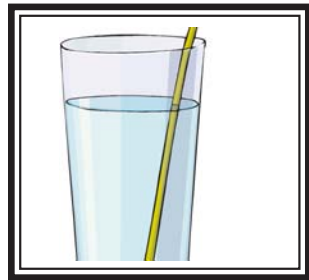
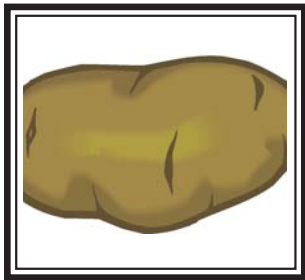
60

gvunkshh hoan

Have the students find this unit's vocabulary words in the word find. They should circle the words or highlight them. You can project the word find onto the board and have the students draw configurations around the words. Turn off the overhead, showing only the word configurations on the board. The students then identify the words by their configurations.

rwerfdíxángiobje;rdeongaeojgweigni;fW;lOwrjdarlg-
mww'fbmerpodíistlak'ángiilaermorcaneqglejberl-
gnaedíistláayrgelrermstdxyá'gwilamackshdjfb lw-
ergm nodlw3lertrlwrgoweniqliurvikt'árdfrw-
ergeereroproposalsrlijergljerglaeqavvikrlergk'ulaer-
erliaerierlije4t43ooijduqvidíixyaksháaytuqqrgoj-
drgflmxc.mbcvdirrlgjaeridrhiadrfrnrhialuktuqdíika-
joirnglts'aerlgdfoijerlmadrgoinwegljdrolaergoerjinau-
raqgljrgoljergoergoljdrgojerjmaayijiilmvoewrak'áasou-
weknbojw't'aerljmqaniqtuqgnaldbJjijiarblerashameea
n-ansgladrglwengdbfletgljrlkgoiivvaqturvikqak'uetak-
tuktukst'áljwmeeyooberlmvjjuustaliqvvatublatjobnae-
goarndíistláayerferhgalmadohertnerobjepiipiq;roniu-
tuiyiqwjwwjanuqliktguunkshmhoanuqwojwgjwjwgpjw-
pgjdíixyáaywpjgjrgerdík'ulúujerpgjxágjepgpgk'ápo-
jwrgpdík'uaanaaylúuptaktuktuqerhehehthrjrrrtjrjr-
rjeiniqpakethrthjwdíigyúhoanu56k6ioyfhhj,yyuryulr-
wwsinigvikpopwbdíist'áaympswpt'áwpsapwsp-
wqdíikajpgpgpxánk'án'kawtsianhqfolxyák'ángalal-
lldíxdk'ágyúkiouldíikúnlunak'ádíigyúujwt'aerljmq-
nialaqololsheejiiweigni;fW;lresourcesmergojdfbmerjij-
uutmdfojakúrmnaunratoravinngaqmaurluqglejberl-
nasheejiiioergelshgoosheederaniksivdíist'áay-
chaqliqtuqmsdfgfheewqergcuyt'áshahahnurluqq-
wofhgqoexploradíiga/otkúnyut'áqtuqdíxángiiaqn-
odlw3luunaaqtuqertrlwrgowerglnerlunak'ádíigyúusha-
hanherlerglaereragrits'ángal'qeqeecosysnirina-
vik-teaqqauruqklaqmsdrgflmxánt'ak'áiriaqpndíist'slardg-

Have the students cut out the words and attach them to their pictures.



aksh

hoan

dee

anaay

shgoosheed

'kawtsi

maay

shamee

galot

'gwilamacksh


meeyoob

guunkshm hoan


Have the students circle the word for each picture.



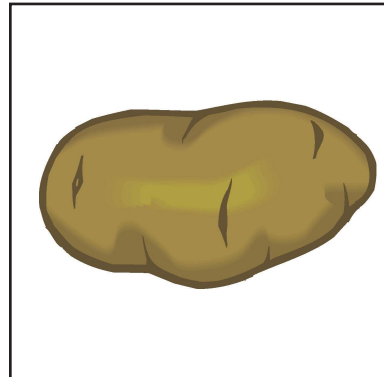
aksh
hoan
dee
anaay
shgoosheed
'kawtsi
maay
shamee
galot
'gwilamacksh
meeyoob
guunkshm-
hoan



aksh
hoan
dee
anaay
shgoosheed
'kawtsi
maay
shamee
galot
'gwilamacksh
meeyoob
guunkshm-
hoan



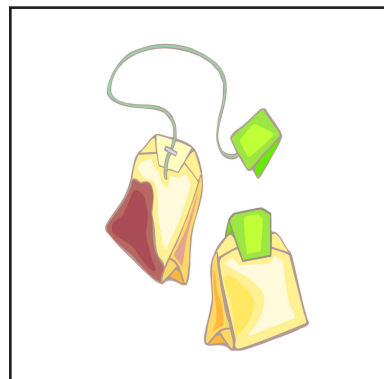
aksh
hoan
dee
anaay
shgoosheed
'kawtsi
maay
shamee
galot
'gwilamacksh
meeyoob
guunkshm-
hoan



aksh
hoan
dee
anaay
shgoosheed
'kawtsi
maay
shamee
galot
'gwilamacksh
meeyoob
guunkshm-
hoan



aksh
hoan
dee
anaay
shgoosheed
'kawtsi
maay
shamee
galot
'gwilamacksh
meeyoob
guunkshm-
hoan




aksh
hoan
dee
anaay
shgoosheed
'kawtsi
maay
shamee
galot
'gwilamacksh
meeyoob
guunkshm-
hoan


Have the students circle the word for each picture.




aksh
hoan
dee
anaay
shgoosheed
'kawtsi
maay
shamee
galot
'gwilamacksh
meeyoob
guunkshm-
hoan




aksh
hoan
dee
anaay
shgoosheed
'kawtsi
maay
shamee
galot
'gwilamacksh
meeyoob
guunkshm-
hoan




aksh
hoan
dee
anaay
shgoosheed
'kawtsi
maay
shamee
galot
'gwilamacksh
meeyoob
guunkshm-
hoan



aksh
hoan
dee
anaay
shgoosheed
'kawtsi
maay
shamee
galot
'gwilamacksh
meeyoob
guunkshm-
hoan



aksh
hoan
dee
anaay
shgoosheed
'kawtsi
maay
shamee
galot
'gwilamacksh
meeyoob
guunkshm-
hoan



aksh
hoan
dee
anaay
shgoosheed
'kawtsi
maay
shamee
galot
'gwilamacksh
meeyoob
guunkshm-
hoan

Have the students cut out the words. Show the vocabulary pictures and the students should show you the words for them.

**aksh
hoan
dee
anaay
shgoosheed
'kawtsi
maay
shamee
galot
'gwilamacksh
meeyoob
guunkshm- hoan**

Have the students write the words from this unit in the boxes, in horizontal, vertical, or diagonal forms. When all of the words are in the form, they should fill the other boxes with any letters. The students should exchange Word Finds and circle the words in them.

Home Made Word Find

[illegible]

Basic Reading

Encoding

Have the students cut out the word parts and glue them into the words.

a__h

__an

d__

__ay

shgo__eed

__wtsi

ma__

s__ee

ga__

__lamacksh

__yoob

guunk__- hoan

ho

ham

‘gwi

ee

shm

ana

lot

‘ka

osh

ay

ks

mee

Have the students cut out the word halves and glue them together.

ak

ho

de

ana

shgoo

‘kaw

m

sha

ga

‘gwilam

meey

guunks

tsi

oob

aay

lot

sh

acksh

e

hm hoan


an

mee

ay

sheed

Have the students cut out the letters and spell the word for the picture.




g e d h o
s s o e h


Basic Writing

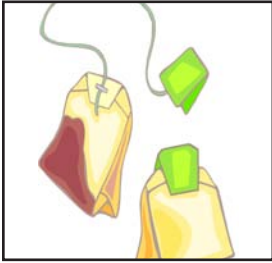
Have the students complete the words by writing the missing parts.


a _ h
_ an
d _
_ ay
shgo _ eed
_ wtsi
_ ma _
s _ ee
ga _
_ lamacksh
_ yoob
guunk _ - hoan


Have the students write the words for the pictures.














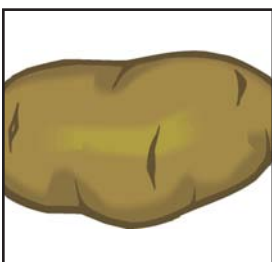














Dialog Activity Page

Have the students cut out the words below. Tell them which word(s) to put in the spaces in the dialog. Read the dialog with the students in choral, group, and individual forms. Change the word(s) after each round.

- a. Goa *hashackn* dm gubn?
- b. *Hashacku* ndm guba

_____.

- b. Adat 'nuun?

- a. *Hashacku* ndm guba

_____.

aksh hoan dee *anaay*

shgoosheed 'kawtsi maay shamee

galot 'gwilamacksh meeyoob *guunkshm*
hoan

Unit Assessment



Tsimshian Language Program

Unit Assessment Teacher's Notes

Cycle A Beginners Grade 9-11

Grade _____

Unit 3

Theme: Types of Foods

Date: _____



Provide each student with a copy of the ***students' pages***. Read the following questions; the students answer the questions on their copies of the assessment.

Basic Listening

“Turn to page 1 in your test. Look at the pictures in the boxes.”

1. “Write the number 1 on top of the picture of **aksh**.”
2. “Write the number 2 on top of the picture of **hoan**.”
3. “Write the number 3 on top of the picture of **dee**.”
4. “Write the number 4 on top of the picture of **anaay**.”
5. “Write the number 5 on top of the picture of **shgoosheed**.”
6. “Write the number 6 on top of the picture of **'kawtsi**.”
7. “Write the number 7 on top of the picture of **maay**.”
8. “Write the number 8 on top of the picture of **shamee**.”
9. “Write the number 9 on top of the picture of **galot**.”
10. “Write the number 10 on top of the picture of **'gwilamacksh**.”
11. “Write the number 11 on top of the picture of **meeyoob**.”
12. “Write the number 12 on top of the picture of **guunkshm hoan**.”

Sight Recognition

“Turn to page 3 in your test.”

“Look at the pictures in the boxes. Circle the word for each picture.”

Decoding/Encoding

“Turn to page 5 in your test.”

“Look at the word parts in the boxes. Circle the other half or part of each word.”

Basic Writing

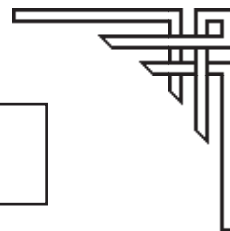
“Turn to page 7 in your test.”

“Look at the pictures in the boxes. Write the word for each picture.”



Correct:

% Correct:



Unit Assessment

Student Pages

Cycle A Beginners Grade 9-11

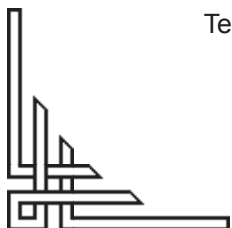
Unit 3

Theme: Types of Foods

Date: _____

Student's Name: _____

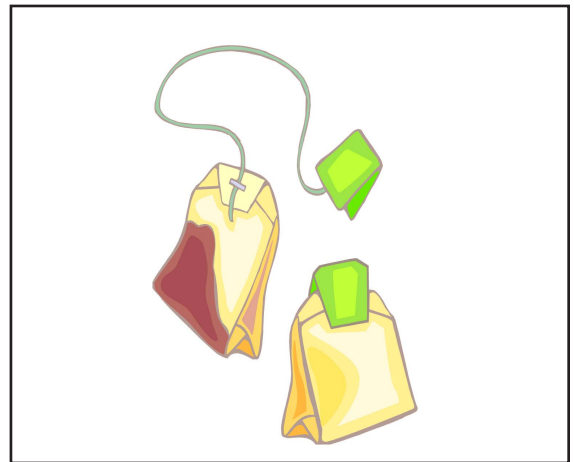



Grade: _____









Teacher: To get a percentage for this student's assessment:

divide the total number of questions correct by the total number of questions; multiply this answer by 100 to determine the percentage of questions answered correctly.











aksh
hoan
dee
anaay
shgoosheed
'kawtsi
maay
shamee
galot
'gwilamacksh
meeyoob
guunkshm hoan



aksh
hoan
dee
anaay
shgoosheed
'kawtsi
maay
shamee
galot
'gwilamacksh
meeyoob
guunkshm hoan



aksh
hoan
dee
anaay
shgoosheed
'kawtsi
maay
shamee
galot
'gwilamacksh
meeyoob
guunkshm hoan




aksh
hoan
dee
anaay
shgoosheed
'kawtsi
maay
shamee
galot
'gwilamacksh
meeyoob
guunkshm hoan



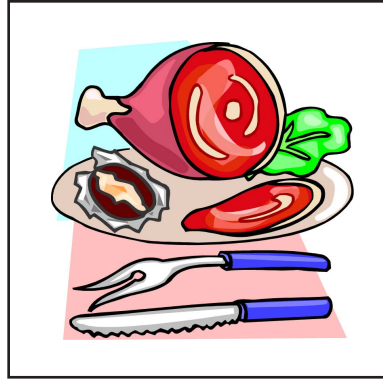
aksh
hoan
dee
anaay
shgoosheed
'kawtsi
maay
shamee
galot
'gwilamacksh
meeyoob
guunkshm hoan



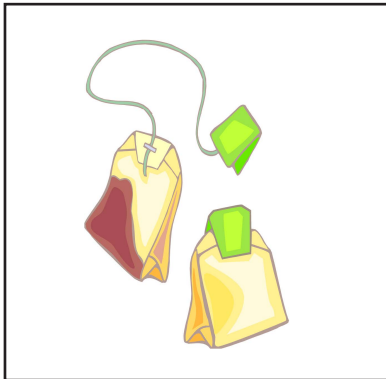
aksh
hoan
dee
anaay
shgoosheed
'kawtsi
maay
shamee
galot
'gwilamacksh
meeyoob
guunkshm hoan




aksh
hoan
dee
anaay
shgoosheed
'kawtsi
maay
shamee
galot
'gwilamacksh
meeyoob
guunkshm hoan



aksh
hoan
dee
anaay
shgoosheed
'kawtsi
maay
shamee
galot
'gwilamacksh
meeyoob
guunkshm hoan




aksh
hoan
dee
anaay
shgoosheed
'kawtsi
maay
shamee
galot
'gwilamacksh
meeyoob
guunkshm hoan



aksh
hoan
dee
anaay
shgoosheed
'kawtsi
maay
shamee
galot
'gwilamacksh
meeyoob
guunkshm hoan



aksh
hoan
dee
anaay
shgoosheed
'kawtsi
maay
shamee
galot
'gwilamacksh
meeyoob
guunkshm hoan



aksh
hoan
dee
anaay
shgoosheed
'kawtsi
maay
shamee
galot
'gwilamacksh
meeyoob
guunkshm hoan

' <i>ka</i>	sh an ee aay osheed wt si ay mee lot amacks h yoob shm hoan	<i>an</i>	sh an ee aay osheed wt si ay mee lot amacks h yoob shm hoan
ga	sh an ee aay osheed wt si ay mee lot amacks h yoob shm hoan	<i>guunk</i>	sh an ee aay osheed wt si ay mee lot amacks h yoob shm hoan
ho	sh an ee aay osheed wt si ay mee lot amacks h yoob shm hoan	<i>sha</i>	sh an ee aay osheed wt si ay mee lot amacks h yoob shm hoan

shgo

sh
an
ee
aay
osheed
wt
si
ay
mee
lot
amacks
h
yoob
shm
hoan

'gwil

sh
an
ee
aay
osheed
wt
si
ay
mee
lot
amacks
h
yoob
shm
hoan

ma

sh
an
ee
aay
osheed
wt
si
ay
mee
lot
amacks
h
yoob
shm
hoan

d

sh
an
ee
aay
osheed
wt
si
ay
mee
lot
amacks
h
yoob
shm
hoan

ak

sh
an
ee
aay
osheed
wt
si
ay
mee
lot
amacks
h
yoob
shm
hoan

mee

sh
an
ee
aay
osheed
wt
si
ay
mee
lot
amacks
h
yoob
shm
hoan

