



Éek

BEACH

Grade Levels K-1

TEACHER RESOURCES

A series of elementary level thematic units featuring Tlingit language, culture and history were developed in Juneau, Alaska in 2004-6. The project was funded by two grants from the U.S. Department of Education, awarded to the Sealaska Heritage Institute (Boosting Academic Achievement: Tlingit Language Immersion Program, grant #92-0081844) and the Juneau School District (Building on Excellence, grant #S356AD30001).

Lessons and units were written by a team of teachers and specialists led by Nancy Douglas, Elementary Cultural Curriculum Coordinator, Juneau School District. The team included Juneau teachers Kitty Eddy, Shgen George, Kathy Nielson, Hans Chester and Rocky Eddy, and SHI language team members Linda Belarde, Yarrow Vaara, David Katzeek, John Marks, Mary Foletti, Rose Natkong and Jessica Chester. Curriculum consultants Julie Folta and Toni Mallott assisted and Annie Calkins edited the lessons and units.

Lessons were field tested in Juneau classrooms in 2005-6.

All units are available online at sealaskaheritage.org.

Old Woman of the Tides Stick Puppets

Directions

1. Cut pictures on dotted lines.
2. Tape or glue popsicle sticks to the back of each picture.
3. Use stick puppets to retell legend.



Yéil
Raven



Ch'áak'
Eagle



Shaawát
Woman



<http://www.sxc.hu/browse.phtml?f=download&id=399572>

Tóos'
Shark

Old Woman of the Tides



Illustrated by _____

Date _____

Raven is hungry. He looks for food. He finds Shark. Shark swims. He has a stick in his mouth.

Raven takes the stick from Shark. He puts it on the bottom of the sea. He climbs down to find sea urchins. Raven likes sea urchins.

Page 2

Raven picks many sea urchins for a party.

Page 3

The contents of this curriculum were developed under the Tlingit Language Immersion Program (2004) and Building on Excellence (2005) grants from the U.S. Department of Education. However, the contents do not necessarily represent the policy of the Dept. of Education and you should not assume endorsement by the Federal Government

Raven goes up. He jumps on the beach. He eats the sea urchins. He uses a rock to open them.

Raven listens. “How did you get the sea urchins
Raven? What was the tide?” No one is there.
There is a big rock. It has a crack in it.

Raven eats more sea urchins. He sees Eagle in the sky.


“Eagle, want to eat with me?”

Raven and Eagle eat. They listen. The Old Woman of the Tides talks. She can make the tides low or high.





Raven and Eagle make a plan to get the Old Woman raise and lower the tide. When they hear the voice again, they put the plan into action. Eagle flies to the edge of the ocean to watch the tide and Raven cracks open the rock and finds the Old Woman of the Tides.




Raven tells the Old Woman to make tides the same. “No” she tells him.





Raven puts a sea urchin shell on her bottom – so she will make the tide go down.








Now the tides go up and down at the same time.
Raven is happy.

Inter-tidal Zone		Animal	Tlingit Name	Phylum	Traditional Uses
Splash Zone		Snail (Periwinkle)	<i>Ts'ix'w</i>	Mollusk	Edible. Eaten like squid and octopus.
Upper Inter-tidal Zone		Barnacle	<i>S'ook</i>	Crustacean	None
		Hermit Crab	<i>Noow S'áawk'w</i>	Mollusk	Edible. Used for survival purposes.
		Snail (Periwinkle)	<i>Ts'ix'w</i>	Mollusk	Edible. Can be eaten raw. Boil quickly, remove meat from shell.

		Limpets (some)	<i>Yéil Ts'áaxu</i>	Mollusk	Edible. Can be eaten raw.
		Tidepool sculpin	<i>Weix'</i>		None
Mid Inter-tidal Zone		Mussels	<i>Yaak</i>	Mollusk	Eatable. Gathered, steamed and eaten. Orange meat considered a delicacy. May be affected by paralytic shellfish poisoning.
		Limpets (some)	<i>Yéil Ts'áaxu</i>	Mollusk	Edible. Can be eaten raw.

		Sea anemones	<i>Tayataayí</i>	Cnidaria	None
		Sea urchins	<i>Nées'</i>	Echinoderm	Edible. Can be eaten raw, boiled whole or roasted over a fire. The orange eggs are a delicacy.
		Sea cucumbers	<i>Yein</i>	Echinoderm	Edible. Cut lengthwise, peel white muscles out - eat raw, sauté or add to chowder.
		Hermit Crabs	<i>Noow S'áawk'w</i>	Mollusk	None

Low Inter-tidal Zone		Sea stars	<i>S'áx</i>	Echinoderm	Ground up and mixed with fish remains and seaweed and used to fertilize gardens.
		Sea urchins	<i>Nées'</i>	Echinoderm	Edible. Can be eaten raw, boiled whole or roasted over a fire. The orange eggs are a delicacy.
		Sea cucumbers	<i>Yein</i>	Echinoderm	Edible. Cut lengthwise, peel white muscles out - eat raw, sauté or add to chowder.
		Limpets (some)	<i>Yéil Ts'áaxu</i>	Mollusk	Edible. Can be eaten raw.

		Gumboots - Chiton	<i>Shaaw</i>	Mollusk	Edible. Removed from rocks with a knife. Tenderized by pounding on prior to cooking. Can be pickled and jarred.
		Clams	<i>Gáal'</i>	Mollusk	Edible. Gathered at minus tide. Smoked in smoke house. Sautéed, jarred and/or added to chowder. May be affected by paralytic shellfish poisoning.
		Cockle	<i>Yalooleit</i>	Mollusk	Edible. Gathered at minus tide. Smoked in smoke house. Sautéed, jarred and/or added to chowder. May be affected by paralytic shellfish poisoning.

Éek.ádi



Beach Creatures

Ts'ésx'w



Snails

S'ook



Barnades

Noow S'aawk'w



Hermit Crab

Yaak



Mussels

Yéil ts'áaxu



Limpets

Tayataayi



Sea anemone

Nées'



Sea urchin

Yéin



Sea cucumber

S'áx



Sea star

Shaaw



Gumboots

Gáal'



Clams

Weix'



Tidepool Sculpin

Beach Creature Cards



S'ook
Barnacle



Noow s'áawk'w
Hermit Crab



Ts'ix'w
Periwinkle/Snail



Yéil ts'áaxu
Limpet



Gáal'
Clam



Nées'
Sea Urchin



Tayataayí
Sea Anemone



Shaaw
Gumboot/Chiton



Yaak
Mussel



Yéil ts'áaxu
Limpet



Yéin
Sea cucumber



S'áx
Sea star

Léin Wooch T'agakóot
Beach Zones

Téet x'atú
Splash Zone

Léin Helein
Upper intertidal zone

Héon kwel'yi
Mid intertidal zone

Léin wán
Low intertidal zone

Enlarge to legal size paper.

Beach Creatures

Cut and glue creature to the appropriate zone on the inter-tidal beach zone page.



Name _____ Date _____

Beach Creature Name Match

Draw a line from the beach creature to its name.

	<p style="text-align: center;">wéix'</p>
	<p style="text-align: center;">noow s'áawk'w</p>
	<p style="text-align: center;">shaaw</p>
	<p style="text-align: center;">s'ook</p>
	<p style="text-align: center;">s'áx</p>

Name _____ Date _____

Beach Creature Name Match

Draw a line from the beach creature to its name.

	nées'
	yéil ts'áaxu
	tayataayí
	gáal'
	yaak

Name _____ Date _____

Beach Creature Name Match

Draw a line from the beach creature to its name.



sea star



tidepool sculpin



barnacles



hermit crab



gumbboot

Name _____ Date _____

Beach Creature Name Match

Draw a line from the beach creature to its name.



clams



limpets



mussels



sea anemone



sea urchins

Sealaska Heritage Institute
Tlingit Language Immersion Program: Boosting Academic Achievement,
2005
One Sealaska Plaza, Suite 301
Juneau, AK 99801
907.463.4844
<http://www.sealaskaheritage.org>

www.realebooks.com



Neechdéli Xwaagoot



18

S'ook xwasiteen.

3



14

Ts'ésx'w xwasiteen.

7

Shaaw xwasiteen.



4

Nées' xwasiteen.



8

Yaak xwasiteen.

17

13



20



Neechdéli Xwaagoot

by
photo credit to
Nancy Stangor

© 2010 by the Alaska Native Science and Education Program, University of Alaska, Fairbanks



16

Noow s'aawk'w xwasiteen.

5



12

Yéil ts'áaxu xwasiteen.

9



2

S'áx xwasiteen.

19



6

Tayataayí xwasiteen.

15



10

Weix' xwasiteen.

11

Seaside Heritage Institute
Tlingit Language Immersion Program: Beating the Odds in Achikame
One Seaside, Hwy. 361 is 301
Jensen, AK 99821
907.463.1031
<http://www.seasideheritage.org>

www.realebooks.com



16

I saw barnacles.

3



14

I saw snails.

7

Book can be downloaded from RealeBooks website at <http://www.realebooks.com>

I saw gumboots.



4

I saw sea urchins.

17



8

I saw mussels.

13



I saw hermit crabs.

5



I saw limpets.

9



2

I saw sea stars.

19



5

I saw sea anemones.

15



10

I saw tidepool sculpins.

11

Univalves and Bivalves



Photos from <http://www.sxc.hu/>



Photos from <http://www.sxc.hu/>



Photos from <http://www.sxc.hu/>



Hermit Crab Activity

Directions

1. Draw a home for hermit crab.



Five Little Sea Shells

Five little seashells lying on the shore,



Swish! went the waves, and then there were four.



Four little seashell cozy as could be!

Swish! went the waves, and then there were three.



Three little seashells all pearly new;

Swish! went the waves, and then there were two.




Two little seashells sleeping in the sun;

Swish! went the waves, and then there was one.




























One little seashell left all alone
Whispered “Shhhh” as I took it home.


























Sea Star Pattern




























Éek - Beach BINGO

B	I	N	G	O
				
				
		 FREE		
				
				


























Éek - Beach BINGO

B	I	N	G	O
				
				
		 FREE		
				
				


























Éek - Beach BINGO

B	I	N	G	O
				
				
		 FREE		
				
				


























Éek - Beach BINGO

B	I	N	G	O
				
				
		 FREE		
				
				


























Éek - Beach BINGO

B	I	N	G	O
				
				
		 FREE		
				
				


























Éek - Beach BINGO

B	I	N	G	O
				
				
		 FREE		
				
				


























Éek - Beach BINGO

B	I	N	G	O
				
				
		 FREE		
				
				


























Éek - Beach BINGO

B	I	N	G	O
				
				
		 FREE		
				
				


























Éek - Beach BINGO

B	I	N	G	O
				
				
		 FREE		
				
				


























Éek - Beach BINGO

B	I	N	G	O
				
				
		 FREE		
				
				

Éek - Beach BINGO

B	I	N	G	O
				
				
		 FREE		
				
				

Éek - Beach BINGO

B	I	N	G	O
				
				
		 FREE		
				
				

Éek - Beach
BINGO
 Calling Pieces

B <i>Ts'ix'w</i> Snails	I <i>Ts'ix'w</i> Snails	N <i>Ts'ix'w</i> Snails	G <i>Ts'ix'w</i> Snails	O <i>Ts'ix'w</i> Snails
B <i>S'ook</i> Barnacles	I <i>S'ook</i> Barnacles	N <i>S'ook</i> Barnacles	G <i>S'ook</i> Barnacles	O <i>S'ook</i> Barnacles
B <i>Noow s'áawk'w</i> Hermit crab	I <i>Noow s'áawk'w</i> Hermit crab	N <i>Noow s'áawk'w</i> Hermit crab	G <i>Noow s'áawk'w</i> Hermit crab	O <i>Noow s'áawk'w</i> Hermit crab
B <i>Yaak</i> Mussels	I <i>Yaak</i> Mussels	N <i>Yaak</i> Mussels	G <i>Yaak</i> Mussels	O <i>Yaak</i> Mussels
B <i>Yéil ts'áaxu</i> Limpets	I <i>Yéil ts'áaxu</i> Limpets	N <i>Yéil ts'áaxu</i> Limpets	G <i>Yéil ts'áaxu</i> Limpets	O <i>Yéil ts'áaxu</i> Limpets
B <i>Tayataayí</i> Sea anemone	I <i>Tayataayí</i> Sea anemone	N <i>Tayataayí</i> Sea anemone	G <i>Tayataayí</i> Sea anemone	O <i>Tayataayí</i> Sea anemone
B <i>Nées'</i> Sea urchin	I <i>Nées'</i> Sea urchin	N <i>Nées'</i> Sea urchin	G <i>Nées'</i> Sea urchin	O <i>Nées'</i> Sea urchin

B <i>S'áx</i> Sea star	I <i>S'áx</i> Sea star	N <i>S'áx</i> Sea star	G <i>S'áx</i> Sea star	O <i>S'áx</i> Sea star
B <i>Shaaw</i> Gumboot	I <i>Shaaw</i> Gumboot	N <i>Shaaw</i> Gumboot	G <i>Shaaw</i> Gumboot	O <i>Shaaw</i> Gumboot
B <i>Gáal'</i> Clams	I <i>Gáal'</i> Clams	N <i>Gáal'</i> Clams	G <i>Gáal'</i> Clams	O <i>Gáal'</i> Clams
B <i>Wéix'</i> Tidepool Sculpin	I <i>Wéix'</i> Tidepool Sculpin	N <i>Wéix'</i> Tidepool Sculpin	G <i>Wéix'</i> Tidepool Sculpin	O <i>Wéix'</i> Tidepool Sculpin
B <i>Yéin</i> Sea cucumber	I <i>Yéin</i> Sea cucumber	N <i>Yéin</i> Sea cucumber	G <i>Yéin</i> Sea cucumber	O <i>Yéin</i> Sea cucumber

Sealaska Heritage Institute
 Tlingit Language Immersion Program: Boosting Academic Achievement,
 2005
 One Sealaska Plaza, Suite 301
 Juneau, AK 99801
 907.463.4844
<http://www.sealaskaheritage.org>

www.realebooks.com



18

[] S'ook xwasiteen.

[] S'ook tlél xwasateen.

3



14

[] Ts'ésx'w xwasiteen.

[] Ts'ésx'w tlél xwasateen.

7

☐ Shaaw xwasiteen.

☐ Shaaw tlél xwasateen.



4

☐ Néees' xwasiteen.

☐ Néees' tlél xwasateen.

17



8

☐ Yaak xwasiteen.

☐ Yaak tlél xwasateen.

13



20



[] Noow s'aawk'w xwasiteen.

[] Noow tlél xwasateen.

5



16

[] Yéil ts'áaxu xwasiteen.

[] Yéil ts'áaxu tlél
xwasateen.

9



12



2

[] S'áx xwasiteen.

[] S'áx tlél xwasateen.

19



6

[] Tayataayí xwasiteen.

[] Tayataayí tlél xwasateen.

15



10

[] Weix' xwasiteen.

[] Weix' tlél xwasateen.

11


Sea Week Learning Log



Name _____


Date _____

Kées'
Tides



HARVEST TIME AT THE BEACH

Collecting Alaskan Native Foods Between The Tides



Illustrations by: [illegible]



MOLLUSKS

1. Abalone 2. Chiton 3. Clam
4. Cockle 5. Keyhole Limpet
6. Limpet 7. Mussel 8. Octopus
9. Whelk

ALGAE

14. Sea Weed



ECHINODERMS


10. Sea Cucumber
11. Urchin

CRUSTACEANS

12. Dungeness Crab
13. King Crab



S'ook
Barnacle



Sea Week Word Search

Find the hidden words.

S	R	E	B	M	U	C	U	C	A	E	S	F	G	U
U	F	I	V	A	Z	F	A	C	Z	H	L	L	Q	V
P	U	D	B	R	S	G	V	P	H	N	F	U	N	Y
O	H	M	H	R	K	O	P	T	E	H	L	Y	U	C
T	J	A	M	B	W	M	O	U	Z	W	E	H	A	X
C	L	L	D	B	A	O	S	Z	N	J	S	T	S	C
O	H	C	T	T	B	R	H	B	U	I	S	Y	U	U
Q	S	K	E	M	I	B	C	U	C	E	U	F	U	B
R	T	N	U	L	O	E	B	T	R	V	M	T	E	P
N	H	G	D	D	K	A	P	G	I	C	K	L	D	V
R	J	F	A	I	B	C	B	R	Q	M	H	J	I	J
W	H	E	L	K	Z	H	O	P	N	G	R	I	T	X
Z	L	I	M	P	E	T	J	C	A	U	W	E	N	F
T	U	S	E	A	S	T	A	R	G	O	C	L	H	U
F	K	J	H	A	N	E	G	O	L	L	F	I	I	G

☐ Beach

☐ Limpet

☐ Tide

☐ Clam

☐ Mussel

☐ Urchin

☐ Cockle

☐ Octopus

☐ Whelk

☐ Gumboot

☐ Sea
cucumber

☐ Hermit crab

☐ Sea star

S'ax
Sea Star
Echinoderm



Slax Sea Stars

Echinoderm

Cut and paste words in the correct boxes.

Sea stars can be



Some of them eat

Sea stars use




to move.

Sea stars live at the

beach big clams tube feet

Nées'
Sea Urchin



Nées' Sea Urchins



Echinoderm

Circle the correct work and write it on the line.

Sea urchins are

.....

animals

plants

Sea urchins have

.....

spots

spines

Sea urchins have
feet.

.....

tall

tube

Sea urchins live


.....

on

in

the sea floor.

Tayataayí
Sea Anemone



Tayataayí Sea Anemone

Cnidaria

1. Draw a line to the **column**.



2. Draw a line to the **mouth**.



3. Draw a line to the **tentacles**.



Gáal', Yalooleit, Yaak ka Xwéinaa
Clams, cockles, mussels and scallops
Bivalves



Gáal', Yalooleit, Yaak ka Xwéinaa
Clams, cockles, mussels and scallops

Clams, cockles, mussels and scallops are bivalves. They have two parts to their shells.

Circle all of the bivalves.



Let's Count Mollusks



Draw a line to the correct number of mollusks



5



2



1



4



3

Yéil ts'áaxu, Shaaw ka Ts'éx'w
Limpets, Chitons, and Snails

Word Unscramble

Unscramble the words. Write them in the space provided.



T	D	I	E	O	O	L	P




P	E	T	M	I	L




M	G	U	T	O	O	B

Náakw
Octopus



Noow S'áawk'w
Hermit Crab



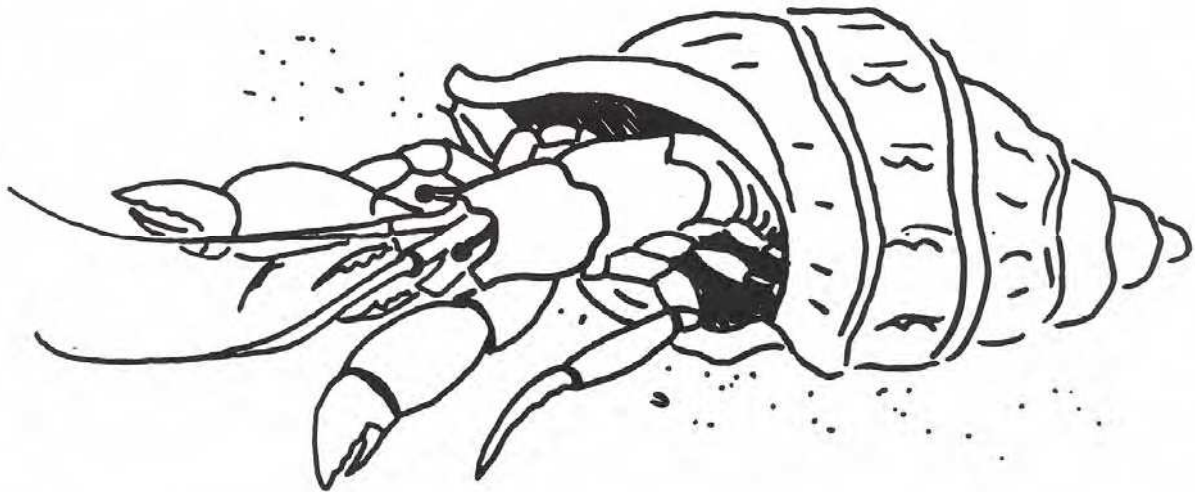
A Walk on the Beach
and
What Do You See?



Name _____
A_x saayí

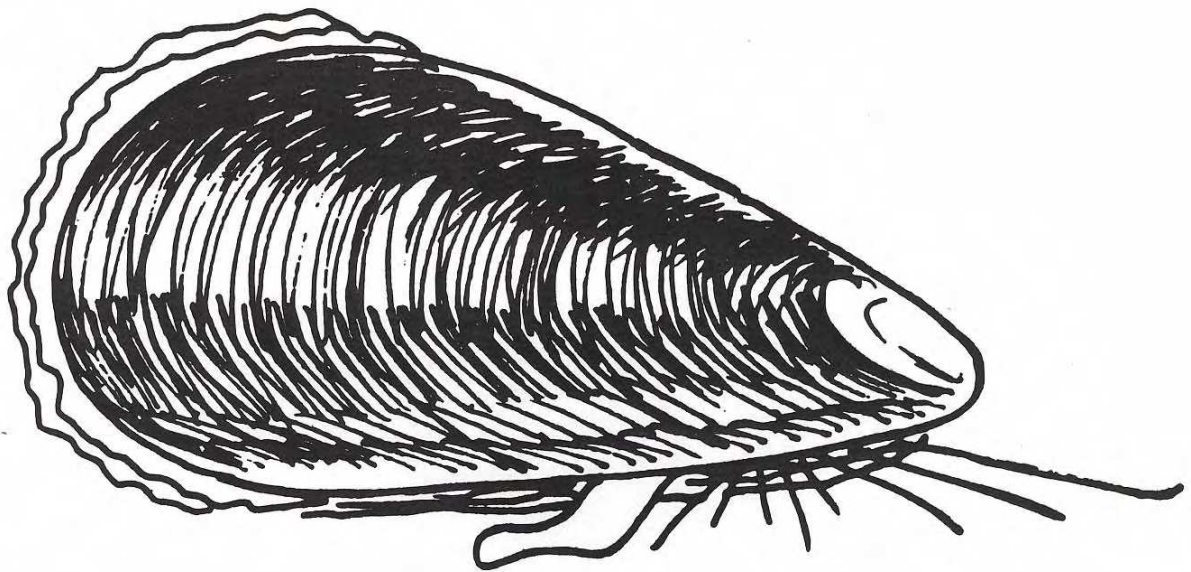
Date _____
Yáa yagiyee

I see a red hermit crab looking at me.




Red hermit crab,
Red hermit crab,
What do you see?

I see a blue mussel looking at me.




Blue mussel,
Blue mussel,
What do you see?

I see a white barnacle looking at me.



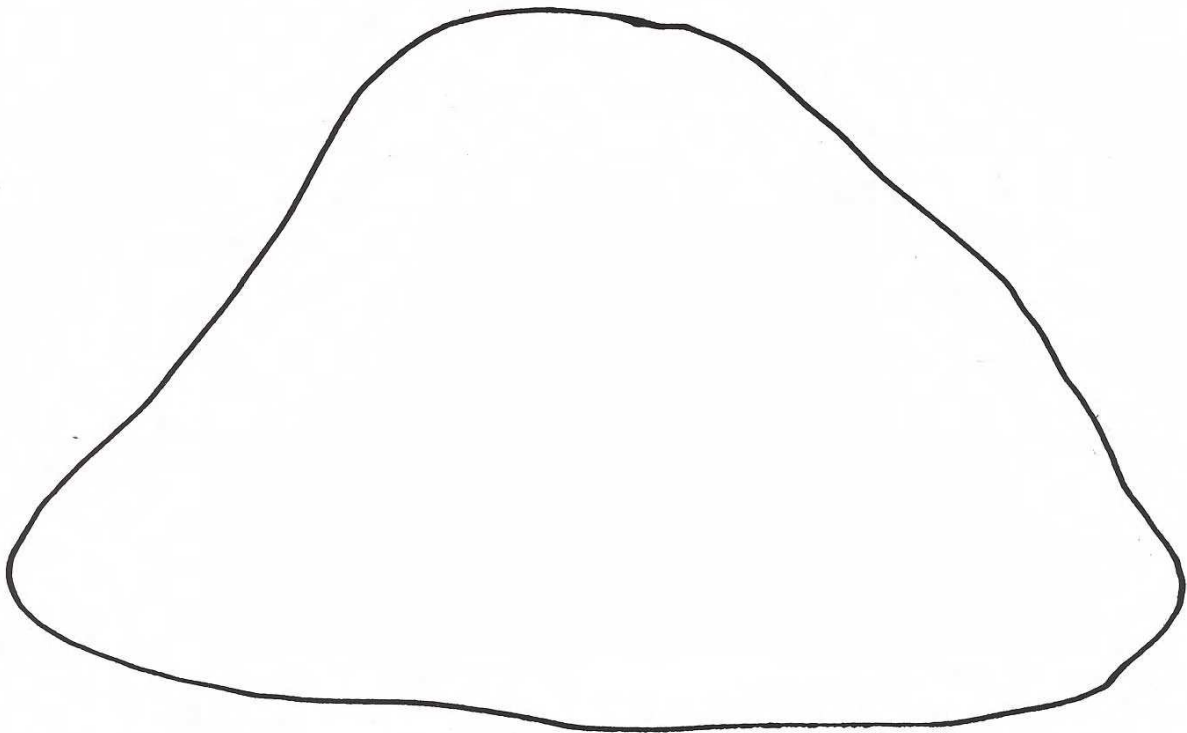
White barnacle,
White barnacle,
What do you see?

I see a pink shell looking at me.



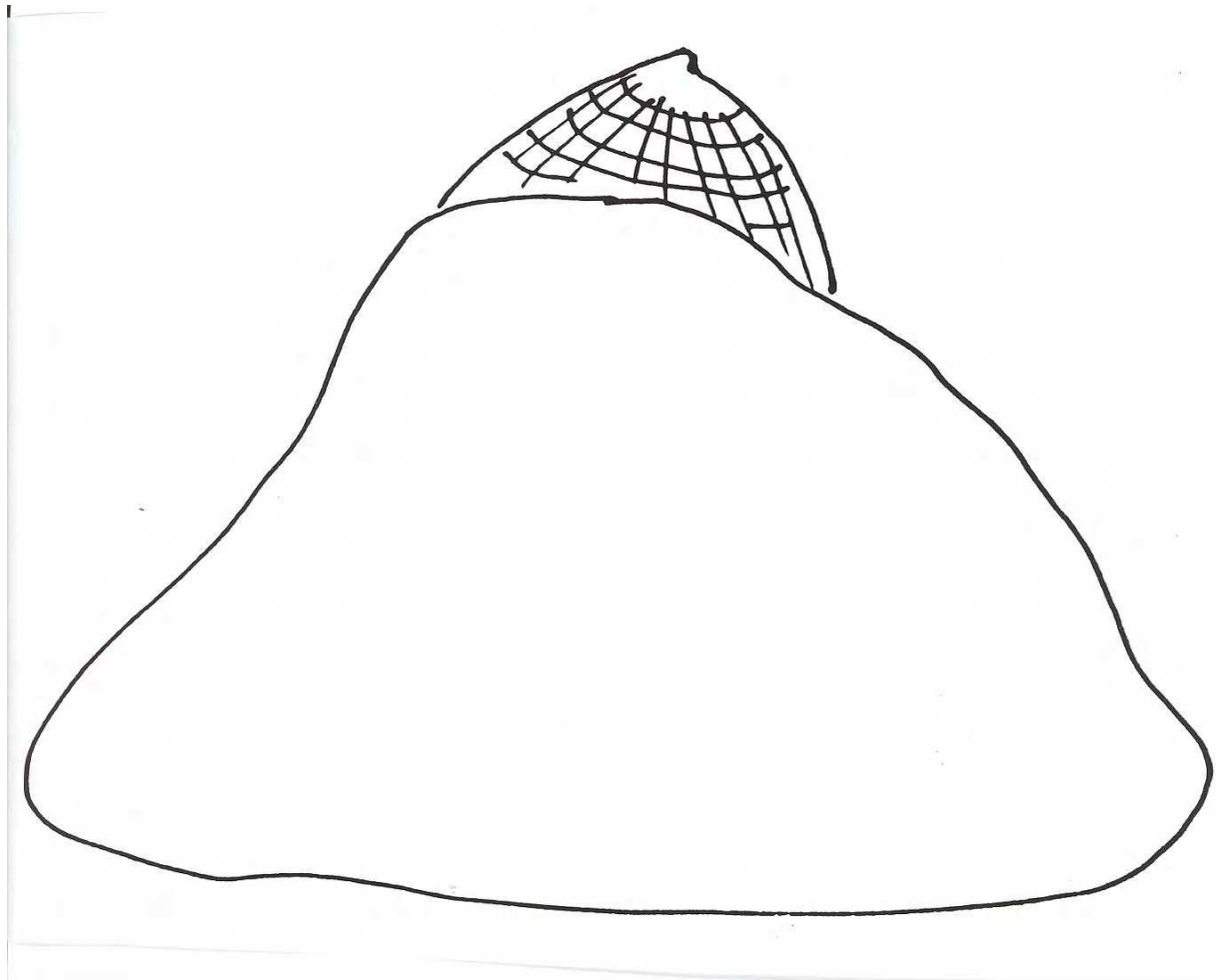
Pink shell,
Pink shell,
What do you see?

I see a gray rock looking at me.



Gray rock,
Gray rock,
What do you see?

I see a black limpet sitting on me.



Éek - Beach Unit Tlingit Components

Lesson 1

Vocabulary

1. beach	<u>éek</u>
2. story	<u>tlaagú</u>
3. characters	<i>sh kalnéek lingítx'i</i>
4. tide	<u>kées'</u>
5. old woman	<i>shawatshaan</i>
6. raven	<i>yéil</i>
7. shark	<i>tóos'</i>
8. eagle	<i>ch'áak'</i>
9. sea urchin	<i>nées'</i>
10. stick	<u>káas'</u>
11. knife	<i>lítaa</i>
12. rock	<i>té</i>
13. beginning	<i>shux'waanáx</i>
14. middle	<i>a dagiygé</i>
15. end	<i>a shú</i>

Phrases

16. Listen to a story.	<i>Wé tlaagúde <u>kinayis.aax</u>.</i>
17. Thank you for the story.	<i>Gunalchéesh tlaagú yís.</i>
18. Draw a (raven).	<i>(Yéil) yahaayí kayshaxít.</i>
19. Put them in order.	<i>Wooch yáx yakoojél.</i>
20. Cut out an (eagle).	<i>(Ch'áak') yahaayí adax kei xaash.</i>
21. Glue the (shark) to the stick. <i>yahaayí.</i>	<i><u>Káas'</u> kat kalas'íx'w wé (tóos')</i>
22. Retell the story.	<i>Tsú sh kanalneek wé tlaagú.</i>
23. What happened first?	<i>Waa sá yan kawdiyáa shux'waanáx?</i>
24. What happened in the middle?	<i>Waa sá yan kawdiyáa a dagiygéx'?</i>
25. What happened next?	<i>Waa sá yan kawdiyáa a eet aa?</i>
26. What happened at the end?	<i>Waa sá yan kawdiyáa a shú?</i>
27. The tide comes in.	<i><u>Kées'</u> daak oodaaych.</i>
28. The tide goes out.	<i><u>Kées'</u> yan oowalaa.</i>

Lesson 2

Vocabulary

29. beach	<u>éek</u>
30. tide	<u>kées'</u>
31. wave	<i>téet</i>
32. sand	<i>l'éiw</i>
33. rock	<i>té</i>
34. plants	<i>ka.éix át</i>
35. tide marks	<i>laka</i>
36. tide pool	<i>léin héeni</i>

37. beach creature	<i>éek.ádi</i>
38. beach zone	<i>léin wooch t'agakóot</i>
39. splash zone	<i>teet x'atú</i>
40. upper inter-tidal zone	<i>léin tlein</i>
41. mid inter-tidal zone	<i>heen kwéiyi</i>
42. lower inter-tidal zone	<i>léin wán</i>
43. snail	<i>ts'ix'w</i>
44. barnacle	<i>s'ook</i>
45. hermit crab	<i>noow s'áawk'w</i>
46. sea anemone	<i>tayataayí</i>
47. sea urchin	<i>nées'</i>
48. sea star	<i>s'áx</i>
49. gumboot/chiton	<i>shaaw</i>
50. cockle	<i>yalooleit</i>
51. limpet	<i>yéil ts'áaxu</i>
52. mussel	<i>yaak</i>
53. clam	<i>gaal'</i>
54. sculpin	<i>wéix'</i>

Phrases

55. What's on the beach?	<i>Daa sá awú eek?</i>
56. What lives on the beach?	<i>Daa sá éek aa yei teex'?</i>
57. Listen for beach creature names.	<i>Éek.ádi du sáayi gaa kunayis.aax.</i>
58. What did you hear?	<i>Daa sá iya.axch?</i>
59. Which beach zone is this?	<i>Daakw sá léin wooch t'agakóot áyá?</i>
60. What lives in a (tide pool)?	<i>Daa sá (léin héeni) aa yei teex'?</i>
61. Where do (sea urchins) live?	<i>(Nées') goox' sáwé aa yei teex'?</i>
62. (Sea Urchins) live here.	<i>Yáat'aa yei teex' (nées').</i>
63. Touch it.	<i>At shí.</i>
64. Look at it.	<i>At eelgéin.</i>
65. Match them/Look for a match.	<i>A xooní gaa kuyshee.</i>
66. Put it in the right place.	<i>Kúnáx áyá akx yei nay.oo.</i>
67. Put it on (the splash zone).	<i>(Téet x'atú) a kaa yan tí.</i>

Lesson 3

Vocabulary

68. splash zone	<i>téet x'atú</i>
69. barnacle	<i>s'ook</i>
70. snail (periwinkle)	<i>ts'ix'w</i>
71. tide	<i>kées'</i>
72. rock	<i>té</i>
73. gray	<i>lawúx yáx yatee</i>
74. brown	<i>s'agwáat yáx yatee</i>
75. black	<i>t'ooch' yáx yatee</i>

Phrases

76. What lives in the splash zone?	<i>Daa sa (téet x'atú) aa yei teex'?</i>
------------------------------------	--

- | | |
|---|--|
| 77. Snails live in the splash zone. | <i>(Ts'íx'w) teet x'atú aa yei teex'.</i> |
| 78. Watch for (snails). | <i>(ts'íx'w) gaa <u>kunaytéés'</u>.</i> |
| 79. What did you see? | <i>Daa sá ysíteen?</i> |
| 80. I saw (snails). | <i>(ts'íx'w) <u>xwasiteen</u>.</i> |
| 81. Tear the edge off the paper. | <i>X'úx' a shutú ax' nays'él'.</i> |
| 82. Glue the tide on the paper. | <i>X'úx' kat kalas'íx'w wé <u>kées'</u> yahaayí.</i> |
| 83. Tear out rock shapes. | <i>Té yahaayí adáx nays'él'.</i> |
| 84. Glue the rock onto the splash zone. | <i>Teet x'atút kalas'íx'w wé té yahaayí.</i> |
| 85. Glue snails to the rock. | <i>Té yahaayí kat kalas'íx'w wé ts'íx'w.</i> |
| 86. Is it in the right place? | <i>Áyá aakx ákwé?</i> |
| 87. Match them/Look for a match. | <i>A <u>xooní</u> gaa <u>kuyshee</u>.</i> |

Lesson 4

Vocabulary

- | | |
|----------------------------|--------------------------|
| 88. upper inter-tidal zone | <i>léin tlein</i> |
| 89. barnacle | <i>s'ook</i> |
| 90. hermit crab | <i>noow s'áawk'w</i> |
| 91. snail | <i>ts'íx'w</i> |
| 92. limpet | <i>yéil ts'áaxu</i> |
| 93. white | <i>dleit yáx yatee</i> |
| 94. black | <i>t'ooch' yáx yatee</i> |
| 95. game cards | <i>alkáa x'úx'u</i> |

Phrases

- | | |
|--|--|
| 96. What lives in the upper inter-tidal zone? | <i>Daa sá léin tlein aa yei teex'?</i> |
| 97. Barnacles live in the upper inter-tidal zone. | <i>(S'ook) léin tlein aa yei teex'.</i> |
| 98. I see (barnacles). | <i>(S'ook) <u>xaateen</u>.</i> |
| 99. I see a beach creature that lives in a white shell. | <i>Dleit yáx noox' atoo yéi yateeyí <u>ee_k.ádi</u> <u>xaateen</u>.</i> |
| 100. I see a creature that looks like a hat. | <i>S'aaxw yáx yateeyí <u>ee_k.ádi</u> <u>xaateen</u>.</i> |
| 101. I see a beach creature that ravens like to eat. | <i>Yéil du x'úi yak'eiyi <u>ee_k.ádi</u> <u>xaateen</u>.</i> |
| 102. I see a beach creature that lives in a brown shell. | <i>S'agwaat yáx noox' atoo yéi yateeyí <u>ee_k.ádi</u> <u>xaateen</u>.</i> |
| 103. Stand up if you have a (barnacle). | <i>Gidaan (s'ook) i jeeyéiteeyí.</i> |
| 104. Turn around if you have a (barnacle). | <i>Yoo ayax hán (s'ook) i jeeyéiteeyí.</i> |
| 105. Trade cards | <i>Woosh daséix'un wool.át wé <u>alkáa</u> x'úx'u.</i> |
| 106. Let's play a game. | <i><u>Alkáa</u> ash kanaxtool yát.</i> |
| 107. Go fish. | <i>Astéix nagú.</i> |
| 108. Do you have a (barnacle)? | <i>(S'ook) gé i jeewú?</i> |
| 109. I have a pair. | <i>Woosh yáayi ax jeewú.</i> |
| 110. Concentration | <i>A kat isanatí</i> |
| 111. I remember. | <i>A kat <u>xat</u> sayatí.</i> |
| 112. Do you remember? | <i>A kat agé i sayatí?</i> |
| 113. I forgot. | <i>A kat ax seiwax'aakw.</i> |

- | | |
|---|---------------------------------------|
| 114. Turn the card over. | <i>Yoo ayáx tí wé alkáa x'úx'u.</i> |
| 115. It's a match. | <i>A xooní áwé.</i> |
| 116. Let's make a book. | <i>X'úx' yei naxtusanéi.</i> |
| 117. Cut along the lines. | <i>A kaax' yaa nalxaash.</i> |
| 118. Sort the pages into the right order. | <i>X'úx' ayáx yaa koojél.</i> |
| 119. Fold the pages in half. | <i>X'úx' a shuwú aax' kaylak'wat.</i> |
| 120. Staple the pages together. | <i>Wooshx kadultáax' wé x'úx'.</i> |
| 121. Read your book. | <i>Yee x'úx'u naytoow.</i> |

Lesson 5

Vocabulary

- | | |
|-----------------------------|----------------------------|
| 122. upper inter-tidal zone | <i>léin tlein</i> |
| 123. hermit crab | <i>noow s'áawk'w</i> |
| 124. barnacle | <i>s'ook</i> |
| 125. snail | <i>ts'ix'w</i> |
| 126. limpet | <i>yéil ts'áaxu</i> |
| 127. abalone | <i>gúnxaa</i> |
| 128. mussel | <i>yaak</i> |
| 129. sand | <i>l'éiw</i> |
| 130. buttons | <i>yooka.óot'</i> |
| 131. regalia | <i>at.óow</i> |
| 132. red | <i>x'áan yáx yatee</i> |
| 133. blue | <i>x'éishx'w yáx yatee</i> |
| 134. shell | <i>noox'</i> |
| 135. univalve | <i>tléix' nóox'</i> |
| 136. bivalve | <i>deix' nóox'</i> |
| 137. spiral | <i>toolch'án oowayaa</i> |
| 138. one | <i>tléix'</i> |
| 139. two | <i>déix</i> |
| 140. operculum | <i>taaxx'i</i> |

Phrases

- | | |
|---|--|
| 141. What lives in the upper inter-tidal zone? | <i>Daa sá léin tlein aa yei teex'?</i> |
| 142. (Hermit crabs) live in the upper inter-tidal zone. | <i>(Noow sáawk'w) léin tlein aa yei teex'.</i> |
| 143. Pick up the (hermit crab). | <i>Aax gatí wé (noow s'áawk'w).</i> |
| 144. Pass the (shell) to him/her. | <i>Du jeet tí wé (noox').</i> |
| 145. Are they the same? | <i>Ch'oo shóogu yáx gé yatee?</i> |
| 146. Are they different? | <i>Woosh guwanyaade yáx gé yatee?</i> |
| 147. Sort the shells. | <i>Yaa yeeygích wé nóox'.</i> |
| 148. A big one. | <i>A tlein aa.</i> |
| 149. A small one. | <i>A k'watsk'u aa.</i> |
| 150. The hermit crab needs a home. | <i>Néil eeteenáx yatee wé (noow s'áawk'w).</i> |
| 151. Draw a shell. | <i>Noox' yaháayi kayshaxít.</i> |
| 152. Cut out the hermit crab. | <i>Kei xaash wé noow s'áawk'w.</i> |

153. Put the hermit crab on the beach mural. *Éék x'één kat kaylas'íx'w wé (noow s'áawk'w).*
154. A (snail) has one shell. *(Ts'ix'w) tléix' nóox' a daawú.*
155. A (clam) has two shells. *(Gáal') déix' nóox' a daawú.*
156. A hermit crab borrows a shell. *Noow s'áawk'w noox' awahées'.*
157. Abalone buttons are shiny. *Kadli.ítch' wé gúnxaa yooka.óot'.*
158. We decorate regalia with abalone buttons. *Haa at.óowu kaa yei too.ooxx' wé gúnxaa yooka.óot'.*

Lesson 6

Vocabulary

- | | |
|---------------------------|----------------------------------|
| 159. mid inter-tidal zone | <i>héen kwéiyi</i> |
| 160. sea anemone | <i>tayataayí</i> |
| 161. mussel | <i>yaak</i> |
| 162. limpet | <i>yéil ts'áaxu</i> |
| 163. tide pool | <i>léin héeni</i> |
| 164. sea urchin | <i>nées'</i> |
| 165. sea cucumber | <i>yéin</i> |
| 166. hermit crab | <i>noow s'áawk'w</i> |
| 167. rock | <i>té</i> |
| 168. tentacles | <i>tl'eegí</i> |
| 169. body/trunk | <i>daa</i> |
| 170. mouth | <i>x'éi</i> |
| 171. green | <i>s'óow yáx yatee</i> |
| 172. red | <i>x'áan yáx yatee</i> |
| 173. purple | <i>kanat'á kahéeni yáx yatee</i> |

Phrases

174. What animal lives in the mid inter-tidal zone? *Daa sá héen kwéiyi aa yei teex'?*
175. (Sea anemones) live in the mid inter-tidal zone. *(Tayataayí) héen kwéiyi aa yei teex'.*
176. Sea anemone tentacles sting. *Tayataayí tl'eegí kaasixák.*
177. Sea anemones have no shell. *Tayataayí tléil nóox' a daa.*
178. Let's make a sea anemone. *Tayataayí yáx yei naxtusanéi.*
179. Cut it in half. *A shoowú kei xaash.*
180. Stuff it with paper. *A too yei na.oo wé x'úx'.*
181. Glue paper around it. *A daat kalas'íx'w wé x'úx'.*
182. Insert the tentacles. *wé tl'eegí atoodéi latsoo.*
183. Cut out a rock. *Kei xaash wé té.*
184. Glue the anemone to the rock. *Té kat kalas'íx'w wé tayataayí.*
185. What part of the anemone is this? *Daakw aa tayataayí daa.ádi sáyá?*
186. Put your anemone on the beach mural. *Éék x'één kat kaylas'íx'w i tayataayí.*

Lesson 7

Vocabulary

187. mid inter-tidal zone	<i>héen kwéiyi</i>
188. sea urchin	<i>nées'</i>
189. spines	<i>nées' k'áts'i</i>
190. mussel	<i>yaak</i>
191. limpet	<i>yéil ts'áaxu</i>
192. tide pool	<i>léin héeni</i>
193. sea anemone	<i>tayataayí</i>
194. sea cucumber	<i>yéin</i>
195. hermit crab	<i>noow s'aawk'w</i>
196. rock	<i>té</i>
197. shell	<i>noox'</i>
198. pair	<i>woosh yáayi</i>
199. five sided	<i>keijín yatee yeix' daawdudzhát</i>
200. red	<i>x'áan yáxyatee</i>
201. green	<i>s'oow yáx yatee</i>
202. purple	<i>kanat'á kahéeni yáx yatee</i>

Phrases

203. What lives in the mid inter-tidal zone?	<i>Daa sá héen kwéiyi aa yei teex'?</i>
204. (Sea urchins) live in the mid inter-tidal zone. (<i>nées'</i>).	<i>Héen kwéiyi aa yei teex'</i>
205. Where do sea urchins live?	<i>Goox' sáwé yei teex' néés'?</i>
206. A sea urchin has an outer shell.	<i>Nées' adaa nóox'u du daawú.</i>
207. Let's make a sea urchin.	<i>Nées' yax yei naxtusanéi.</i>
208. Paint the sea urchin.	<i>A daa naynéegwal' wé néés'.</i>
209. What color did you paint it?	<i>Wáa sá iwnéegwal'?</i>
210. I painted it red.	<i>X'áan yáx yatee a xwanéegwal'.</i>
211. Insert the urchin's spines.	<i>Nées' k'áts'i atoodéi isigóo.</i>
212. Be careful!	<i>Jinkwat' sheeltín!</i>
213. Sea urchin spines are sharp!	<i>Nées' k'áts'i lik'áts' áwé!</i>
214. Let's put the sea urchin on the beach mural. (<i>wé néés'</i>).	<i>Éek x'éen kát katoolas'ix'w</i>

Lesson 8

Vocabulary

215. low inter-tidal zone	<i>léin wán</i>
216. sea star	<i>s'áx</i>
217. sea urchin	<i>nées'</i>
218. sea cucumber	<i>yéin</i>
219. limpet	<i>yéil ts'áaxu</i>
220. gumboots	<i>shaaw</i>
221. clam	<i>gáal'</i>
222. cockle	<i>yalooleit</i>
223. five	<i>keijín</i>
224. its arm	<i>a jíni</i>
225. eye	<i>waak</i>

226. sand	<i>l'éiw</i>
227. pattern	<i>a kaax</i>
228. purple	<i>kanat'á kahéeni yáx yatee</i>
229. green	<i>s'oow yáx yatee</i>
230. orange	<i>shéix'w yáx yatee</i>
231. skin	<i>dook</i>
232. sand paper	<i>x'úx' x'éidaa</i>

Phrases

233. What lives in the low inter-tidal zone?	<i>Daa sáléin wán aa yei teex'?</i>
234. (Sea stars) live in the low inter-tidal zone.	<i>(S'áx) léin wán aa yei teex'.</i>
235. Sea stars have five arms.	<i>Keijín a jini s'áx has du jeewú.</i>
236. Sea stars arms grow back!	<i>S'áx jini kuxdéi kei kana.éin!</i>
237. Sea stars skin feels like sand paper.	<i>X'úx' x'éidaa yáx s'áx doogú jee</i> <i>kdinook.</i>
238. Touch the sea star's skin.	<i>Wé s'áx dookt shí.</i>
239. What do you feel?	<i>Daa sá jee idinook?</i>
240. It feels rough.	<i>Kasix'áx'w yáx jee kdinook.</i>
241. Let's make a sea star.	<i>S'áx yáx yei naxtusanéi.</i>
242. Trace the sea star pattern.	<i>S'áx kaax adaa kayshaxít.</i>
243. Cut out the sea star.	<i>Kei xaash wé s'áx yahaayí.</i>
244. Glue sand on the sea star's arms.	<i>S'áx jini kax' kaylas'ix'w wé l'éiw.</i>
245. Let's put your sea star on the beach mural.	<i>Éék x'éen kat katoolas'ix'w i</i> <i>s'áxu.</i>
246. Let's play a game.	<i>Alkúaa ash kanaxtool yát.</i>
247. Mark the center one.	<i>Kayshaxít a dagiygé aa.</i>
248. Mark the one I say.	<i>Kayshaxít xwasaayí aa.</i>
249. Five in a row.	<i>keijín yáx kasixat.</i>
250. I win!	<i>Yaxwadlaak!</i>

Lesson 9

Vocabulary

251. low inter-tidal zone	<i>léin wán</i>
252. sea star	<i>s'áx</i>
253. sea urchin	<i>nées'</i>
254. sea cucumber	<i>yéin</i>
255. limpet	<i>yéil ts'áaxu</i>
256. gumboot/chiton	<i>shaaw</i>
257. clam	<i>gáal'</i>
258. cockles	<i>yalooleit</i>
259. respect	<i>at yaa awunéi</i>
260. eight	<i>nas'gadooshú</i>
261. shell	<i>nóox'</i>
262. knife	<i>lítaa</i>
263. cook	<i>kasa.ee</i>
264. eat	<i>at xá</i>

265. black	<i>t'ooch' yáx yatee</i>
266. red	<i>x'áan yáx yatee</i>
267. brown	<i>s'ágwaat yáx yatee</i>
268. spots	<i>kadlich' áchx</i>
269. stripes	<i>daak dligaas'</i>

Phrases

270. What lives in the low inter-tidal zone?	<i>Daa sa léin wán aa yei teex'?</i>
271. (Gumboots) live in the low inter-tidal zone.	<i>(Shaaw) léin wán aa yei teex'.</i>
272. Gumboots have 8 inner shells.	<i>Nas'gadooshú yatee a tunoox'u wé shaaw.</i>
273. Count the shells.	<i>Nóox' naytoow.</i>
274. Wash the sand off the gumboots.	<i>Shaawdáx na.óos' wé l'éiw.</i>
275. Let's cook gumboots.	<i>Shaaw gatoosa.ee.</i>
276. Let's remove the shells.	<i>Kaxtoolnóox' ákw.</i>
277. Let's eat gumboots.	<i>Shaaw gatooxaa.</i>
278. Always be respectful.	<i>Ch'a tlákw at yaa ayageení.</i>

Lesson 10

Vocabulary

279. beach creature	<i>éek.ádi</i>
280. sea star	<i>s'áx</i>
281. sea cucumber	<i>yéin</i>
282. cockle	<i>yalooleit</i>
283. hermit crab	<i>noow s'áawk'w</i>
284. ribbon seaweed	<i>k'áach'</i>
285. limpet	<i>yéil ts'áaxu</i>
286. mussel	<i>yaak</i>
287. sea urchin	<i>nées'</i>
288. sea anemone	<i>tayataayí</i>
289. barnacle	<i>s'ook</i>
290. gumboot/chiton	<i>shaaw</i>
291. snail (whelk)	<i>ts'ésx'w</i>
292. clam	<i>gáal'</i>
293. tidepool	<i>lein héeni</i>
294. sculpin	<i>weix'</i>
295. low tide	<i>yan uwaláa</i>
296. high tide	<i>yankát uwadáa</i>
297. book	<i>x'úx'</i>

Phrases

298. We are going to the beach.	<i>Éekdei gaxtoo.át.</i>
299. We will be respectful.	<i>Kaa yáa kei ayagaxtoonéi.</i>
300. Stay together.	<i>Wooshteen nay.á.</i>
301. Look under rocks.	<i>Té a t'ayee ax' anayeelgéin.</i>
302. Put the rocks back in place.	<i>A eetí kúxdei yan tí wé té.</i>
303. Go look for (beach creatures).	<i>(Éak.átx'i) aqaa kugaxtooshée.</i>

304. Look at this!
305. What did you find?
306. What didn't you find?
307. I found (a sea star).
308. I didn't find (a sculpin).
309. Gather together.
310. Count (shells).
311. The tide is coming in.
312. The tide is going out.

At eelg_ein!
Daa sá kax keeyashee?
Daa sá tléil kax keeyashee?
(S'áx) kax kxwaashee.
(Wéix') tlél kax kxwaashee.
Woosh kaanáx gaxtuda.aat.
(Nóox') naytoow.
Daak nadéin.
Yei naléin.